



2935  
OPPO GENU X

## INSTRUCTIONS FOR USE

OP-2935-INS-EN-DEU

### Intended Purpose

- This device is a brace for pain relief from osteoarthritis and degenerative meniscal tears through unicompartamental unloading of the knee.

### Intended User

- This device is intended for people with unicompartamental knee joint osteoarthritis or meniscal tears.

### Indication for Use

- Mild to moderate medial or lateral osteoarthritis
- Degenerative meniscal tears
- Cartilage bone lesions
- Bone bruise
- Other knee conditions that may benefit from unicompartamental unloading
- Condition after cartilage surgery or cartilage build-up with necessary medial or lateral postoperative unloading

### Performance Characteristics

The brace adopts a series of advanced product designs. The ergonomic hinged stays working with the straps build up a 3-point system to provide dynamic support. This system generates opposite forces on target joint to ease excessive load on unicompartamental of the knee. The force adjusted dynamically accompany with the range of motion to allow more pain-free movement.

### Clinical Benefits

The brace provides a targeted relief and stabilization for more movement with osteoarthritis of the knee.

### Contraindication

Bilateral osteoarthritis (medial and lateral)

### Warning/Precaution

- The brace provides its unloading effect during physical activity.
- For first time use, we recommend that you gradually increase the usage time while building up tolerance to the brace.
- Remove your brace during prolonged periods of rest.
- Use the brace only as indicated and in accordance with the further instructions of the medical professional.
- If used with other products, consult your medical professional.
- Do not make any accidental changes to the product, which may alter the effect and cause health damage. Warranty and liability are excluded in such cases.
- Avoid contact with fatty and acidic products, ointments or lotions.
- Outside applied braces may cause local pressure symptoms or, in rare cases, constrict passing blood vessels or nerves.
- If you notice changes or increasing discomfort while wearing the product, stop further use and contact your medical professional.
- Do not use this product if there is any damage on attached accessories, components, or the device itself.

- Regular practitioner supervision is recommended for users with:
  - Skin diseases/injuries in the treated part of the body, especially in cases of inflammation, scars with swelling, redness and overheating
  - Varicose veins (varicosis)
  - Strong Baker Cyst

### Notes on Reuse

This product is intended and tested for use on a single patient. Use on more than one patient is excluded.

### Product Material Content

74% Polyamide, 14% Polyester, 7% Elastane, 5% POM

### Storage

Please store at room temperature. Avoid sunlight and/or exposure to excessive heat or moisture.

### Cleaning Instructions

- Close Velcro fasteners before washing.
- Hand wash at 30° with a gentle detergent
- Do not wash with softener
- Do not bleach
- Do not iron
- Do not dry clean
- Air dry, do not dry in the dryer.
- Avoid contact with chlorinated or salt water. In case of contact rinse thoroughly with tap water.
- Below is a guide for laundry symbols on product care label.



Hand wash  
only



Do not bleach



Do not tumble  
dry



Do not iron



Do not dry clean

### Warranty

The legal provisions of the country in which you purchased the product apply. If you suspect a warranty case, please first contact your medical professional directly from whom you received the brace. Please note the instructions for use and care, otherwise the warranty may be impaired or excluded. The warranty is excluded in the event of non-indication-compliant use, non-compliance with the instructions of the medical professional and in the event of unauthorized product modification.

### Duty to Report

Serious incidents that occur in relation to the device should be reported to the manufacturer and the competent authority of the Member State in which the user resides. Our contact details can be found on this brochure.

### Environment/Disposal

All product and packaging components should be disposed of in accordance with the applicable environmental regulations of the respective country. If you have any questions about recycling or environmentally sound disposal, please contact the competent authorities.

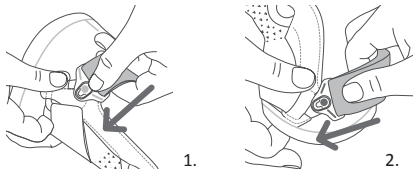
## Application Instructions

### Measurement Guide

Measure the circumference of the thigh at 15cm (6 inches) above the mid-patella and measure the circumference of the calf at 15cm (6 inches) below the mid-patella with knee fully extended.

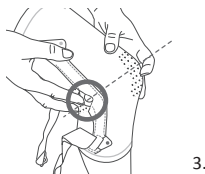
### Before application

- Open the green and white marked quick fit buckles of the brace. Push the buckles forward until you can lift it out through the keyhole. (picture 1&2)

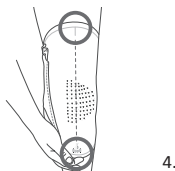


### Application

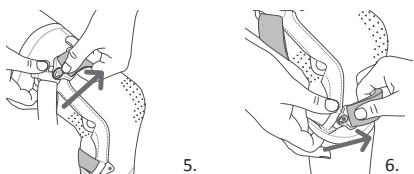
- Bend the leg to about 30°.
- Pull the brace up until the joint centre is approximately at the middle of the kneecap. (picture 3)



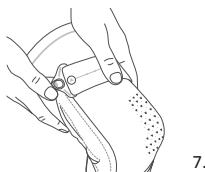
- Make sure that the brace is straight and not twisted on the leg. (picture 4)



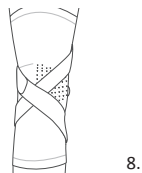
- Now close the grey marked quick fit buckle. (picture 5)  
Now close the green marked quick fit buckle. (picture 6)



- Your Orthotist has preset the brace and explained the orientation value to you. If you require more or less tension adjust the length of straps by using the velcro fasteners. (picture 7)

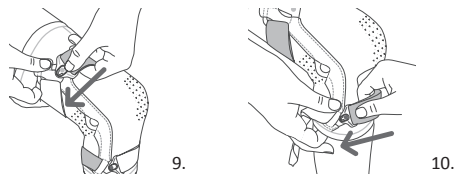


- Take a few steps to verify the correct position on the leg. If necessary, optimize the position again. (picture 8)



### Brace removal

- Bend the leg to about 30° and open the two quick fit buckles.
- Pull the brace downwards. (picture 9)
- Close the quick fit buckles. (picture 10)



This instructions for use are also available as a PDF document and can be downloaded from [www.opomedical.de](http://www.opomedical.de). Visually impaired or blind people can also have the PDF document. Read out to them by using suitable software.

### The information in this instructions is applicable to the following medical device:

| Item Number | Product Name |
|-------------|--------------|
| 2935        | OPPO GENU X  |